

AIRGUARD®

PowerGuard™


Supercharged Pleated Filters

Introduction

- Airguard's PowerGuard filters are medium-efficiency, extended surface, pleated air filters.
- Specifically manufactured for system applications requiring improved medium-efficiency, non-shedding filtration media.
- Outperforms similar products with respect to initial efficiency, and average efficiency providing optimum filter service life.
- Effective in single filter applications or as improved pre-filter substitutes for disposables, permanent metal filters or media pad/frame filters.
- Industry applications: Pre-filtration for hospitals, general health care facilities, food processing plants, telecommunications, pharmaceutical and semi-conductor manufacturing, etc.
- MERV 11 (Minimum Efficiency Reporting Value) based on ASHRAE Test Standard 52.2-2012.

Media and Support

- Synthetic media made up of continuous hydrophobic fibers which do not absorb moisture and can withstand turbulent, high velocity conditions.
- Fibers are needed to eliminate the need for chemical binders that could promote microbial growth or generate VOCs.
- Improved overall particle size efficiency due to continuous fiber structure and dual-stage electrostatic enhancement which captures an increased amount of smaller particulate than conventional glass media.
- Media support: Continuously bonded to a corrosion resistant, expanded metal grid allowing a 96% open face area.
- Pleat configuration: Formed into aerodynamic, semi-tapered, wedge-shaped pleats expanding its capability to capture contaminants.



PowerGuard™

Construction Features

- Frame: Enclosed in a two-piece, high wet-strength beverage board frame.
- Assembly: A fully bonded double-wall frame combines with the integral corner flaps and forms a rugged, durable filter which will not rack, warp or leak under normal operating conditions.
- To ensure no dirty air bypass, the media pack is securely bonded to the periphery of the frame with solvent-free, water-based glue.
- UL Classification: Classified per UL Standard 900 for flammability.
- In 4" models, accurate pleat alignment is maintained by die-cut pleat spacers on the upstream side.
- Maximum operating temperature: ≤200°F.



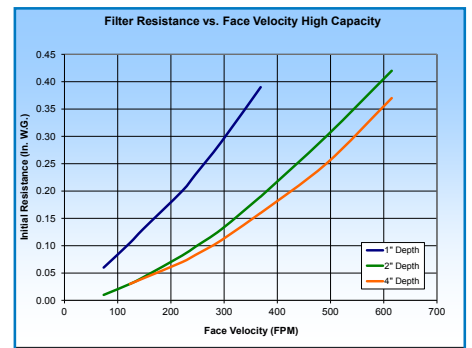
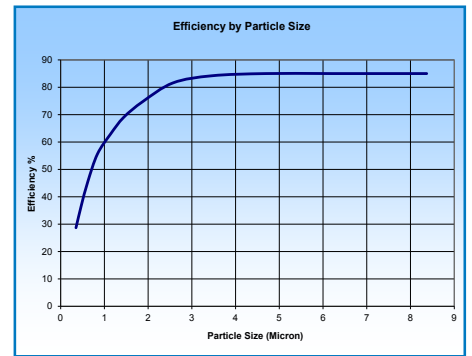
ENGINEERING YOUR SUCCESS.

PowerGuard™

Supercharged Pleated Filters

Depth	Nominal Size	Actual Size	Air Flow Capacity (CFM)			Initial Resistance (In. W.G.)			Gross Media Area (Sq. Ft.)
			300 FPM	500 FPM	625 FPM	300 FPM	500 FPM	625 FPM	
1" 14 Pleats Per Foot	10x20x1	9 1/2 x 19 1/2 x 3/4	425	700	N/R	0.29	0.60	N/R	2.6
	12x20x1	11 1/2 x 19 1/2 x 3/4	500	840	N/R	0.29	0.60	N/R	3.1
	12x24x1	11 3/8 x 23 3/8 x 3/4	600	1000	N/R	0.29	0.60	N/R	3.7
	14x20x1	13 1/2 x 19 1/2 x 3/4	590	980	N/R	0.29	0.60	N/R	3.8
	14x25x1	13 1/2 x 24 1/2 x 3/4	730	1220	N/R	0.29	0.60	N/R	4.8
	15x20x1	14 1/2 x 19 1/2 x 3/4	630	1050	N/R	0.29	0.60	N/R	4.0
	16x20x1	15 1/2 x 19 1/2 x 3/4	670	1200	N/R	0.29	0.60	N/R	4.3
	16x25x1	15 1/2 x 24 1/2 x 3/4	840	1400	N/R	0.29	0.60	N/R	5.4
	18x24x1	17 3/8 x 23 3/8 x 3/4	900	1500	N/R	0.29	0.60	N/R	5.7
	20x20x1	19 1/2 x 19 1/2 x 3/4	840	1400	N/R	0.29	0.60	N/R	5.5
	20x25x1	19 1/2 x 24 1/2 x 3/4	1050	1750	N/R	0.29	0.60	N/R	6.9
	24x24x1	23 3/8 x 23 3/8 x 3/4	1200	2000	N/R	0.29	0.60	N/R	7.7
	25x25x1	24 1/2 x 24 1/2 x 3/4	1310	2170	N/R	0.29	0.60	N/R	8.7
2" 15 Pleats Per Foot	10x20x2	9 1/2 x 19 1/2 x 1 3/4	425	700	870	0.14	0.30	0.42	6.2
	12x20x2	11 1/2 x 19 1/2 x 1 3/4	500	840	1040	0.14	0.30	0.42	7.2
	12x24x2	11 3/8 x 23 3/8 x 1 3/4	600	1000	1250	0.14	0.30	0.42	8.6
	14x20x2	13 1/2 x 19 1/2 x 1 3/4	590	980	1220	0.14	0.30	0.42	8.8
	14x25x2	13 1/2 x 24 1/2 x 1 3/4	730	1220	1520	0.14	0.30	0.42	11.0
	15x20x2	14 1/2 x 19 1/2 x 1 3/4	630	1050	1300	0.14	0.30	0.42	9.3
	16x20x2	15 1/2 x 19 1/2 x 1 3/4	670	1200	1400	0.14	0.30	0.42	9.8
	16x24x2	15 3/8 x 23 3/8 x 1 3/4	800	1340	1670	0.14	0.30	0.42	11.7
	16x25x2	15 1/2 x 24 1/2 x 1 3/4	840	1400	1740	0.14	0.30	0.42	12.3
	18x20x2	17 1/2 x 19 1/2 x 1 3/4	750	1250	1560	0.14	0.30	0.42	11.3
	18x24x2	17 3/8 x 23 3/8 x 1 3/4	900	1500	1880	0.14	0.30	0.42	13.6
	18x25x2	17 1/2 x 24 1/2 x 1 3/4	940	1570	1950	0.14	0.30	0.42	14.2
	20x20x2	19 1/2 x 19 1/2 x 1 3/4	840	1400	1740	0.14	0.30	0.42	12.4
	20x24x2	19 3/8 x 23 3/8 x 1 3/4	1000	1670	2080	0.14	0.30	0.42	14.8
	20x25x2	19 1/2 x 24 1/2 x 1 3/4	1050	1750	2170	0.14	0.30	0.42	15.1
20x30x2*	19 1/2 x 29 1/2 x 1 3/4*	1250	2080	2600	0.14	0.30	0.42	18.6	
24x24x2	23 3/8 x 23 3/8 x 1 3/4	1200	2000	2500	0.14	0.30	0.42	17.9	
25x25x2	24 1/2 x 24 1/2 x 1 3/4	1310	2170	2710	0.14	0.30	0.42	20.0	
4" 11 Pleats Per Foot	12x24x4	11 3/8 x 23 3/8 x 3 3/4	600	1000	1250	0.12	0.25	0.37	12.4
	16x20x4	15 1/2 x 19 1/2 x 3 3/4	670	1200	1400	0.12	0.25	0.37	14.5
	16x25x4	15 1/2 x 24 1/2 x 3 3/4	840	1400	1740	0.12	0.25	0.37	18.3
	18x25x4	17 1/2 x 24 1/2 x 3 3/4	940	1500	1950	0.12	0.25	0.37	19.9
	20x20x4	19 1/2 x 19 1/2 x 3 3/4	840	1400	1740	0.12	0.25	0.37	18.7
	20x24x4	19 3/8 x 23 3/8 x 3 3/4	1000	1670	2080	0.12	0.25	0.37	22.4
	20x25x4	19 1/2 x 24 1/2 x 3 3/4	1050	1750	2170	0.12	0.25	0.37	23.5
	24x24x4	23 3/8 x 23 3/8 x 3 3/4	1200	2000	2500	0.12	0.25	0.37	27.4
	25x29x4	24 1/2 x 28 1/2 x 3 3/4	1510	2500	3130	0.12	0.25	0.37	36.5

* Reverse Pleat Direction



- Performance data is based on the ASHRAE 52.2-2012 Test Methods, Test velocity 295 FPM for 24x24x1 and 492 FPM for 24x24x2 and a 24x24x4 nominal size filters.
- Recommended final resistance is 1.0" W.G.
- Continuous Operating Temperature Limit: 200° F (93° C)
- PowerGuard filters are classified per UL Standard 900 for flammability.



WARNING: This product can expose you to chemicals, including acetaldehyde, antimony oxide, which are known to the State of California to cause cancer, and lead, methanol, which are known to the State of California to cause birth defects or other reproductive harm. For more information, go to www.P65Warnings.ca.gov.

Parker Hannifin Corporation
HVAC Filtration Division
 100 River Ridge Circle
 Jeffersonville, Indiana 47130
 phone 866 247 4827
www.parker.com/HVAC

